

## How to take the OLS language assessment?

- [Step 1: Create an EU Login](#)
- [Step 2: Join the community](#)
- [Step 3: Access the Learning Community and Resources for the language of your choice and take the test](#)
- You can resume at any time via the Dashboard: <https://academy.europa.eu/my/>.

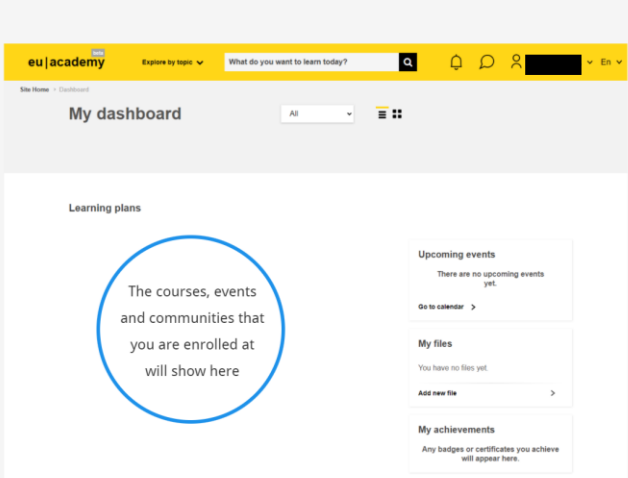
### Step 1: Create an EU Login on <https://academy.europa.eu/courses/welcome-to-the-eu-academy/view/>

- How to create an EU Login: <https://academy.europa.eu/mod/page/view.php?id=7817>
- Your first login at the EU Academy: <https://academy.europa.eu/mod/page/view.php?id=7819>

After accepting the User policies and agreements, you will be redirected to your **Dashboard**.

From the **Dashboard** you will be able to access your courses (after enrolling) and check your achievements.

The EU Academy offers a wide variety of online content. Feel free to explore the topics or search for courses for you to start learning!



The screenshot shows the 'My dashboard' page. At the top, there is a yellow navigation bar with the 'eu|academy' logo, a search bar, and user profile information. Below the navigation bar, the page title is 'My dashboard'. The main content area is titled 'Learning plans' and features a large blue circle with the text: 'The courses, events and communities that you are enrolled at will show here'. To the right of this circle are three panels: 'Upcoming events' (stating 'There are no upcoming events yet'), 'My files' (stating 'You have no files yet'), and 'My achievements' (stating 'Any badges or certificates you achieve will appear here.').

Step 2: Join the community via <https://academy.europa.eu/local/euacademy/pages/course/community-overview.php?title=learn-a-new-language>

European Union

eu|academy

Explore by topic

What do you want to learn today?

Site Home > Dashboard > Learn A New Language

## Learn a New Language

13142 members Hosted by

**Join community**

**Community description**

This is where your language learning journey begins with the Online Language Support (OLS). To get started, click on the yellow button to the right and select the language you want to learn on the next page. Choose any of the available languages in order to improve your linguistic skills.

**Target audience**

Erasmus+ and European Solidarity Corps participants

**Objectives**

Embark on your online language learning journey with OLS!

**Offered by**

This content is offered by the European Commission. The European Commission is the European Union's politically independent executive arm. It is alone responsible for drawing up proposals for new European legislation, and it implements the decisions of the European Parliament and the Council of Ministers.

European Union

eu|academy

Explore by topic

What do you want to learn today?

Site Home > Dashboard > Learn A New Language > Learn

## Learn a New Language

13145 members Hosted by

### Improve Your Language Skills

Welcome to Online Language Support (OLS). In just a few clicks you can access a range of content to improve your reading, writing and conversation skills. Here you can:

**Announcements**

5 days ago  
Webinar European Students Network: Make the Most of your Mobility.

**Calendar**

There are no upcoming events yet.

**Interactions**

Announcements >

**Resources**

You can return to the community via your Dashboard at any time.

European Union

eu|academy

Explore by topic

What do you want to learn today?

Site Home > Dashboard

## My dashboard

All

**Dashboard**

Profile

Grades

Messages

Log out

### Learning plans

**Communities**

education & capacity building  
Learn a New Language

**Upcoming events**

There are no upcoming events yet.

**My files**

You have no files yet.

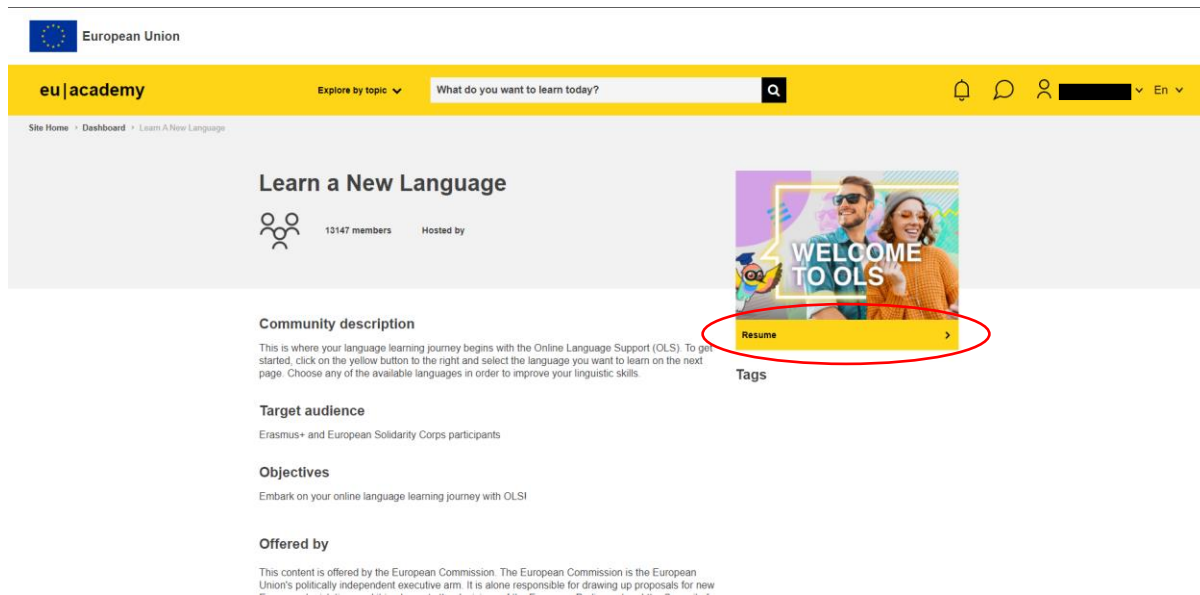
Add new file

In this community you can:

- take a quick placement test to assess your level in one of the languages of the programme
- access your courses and resources whenever you like
- join a forum to meet and share tips with other learners in your target language

**Step 3: Access the Learning Community and Resources for the language of your choice via <https://academy.europa.eu/local/euacademy/pages/course/community-overview.php?title=learn-a-new-language>**

Click on 'Resume' to access the OLS Learning Community platform.



European Union

eu|academy


Explore by topic

What do you want to learn today?

Site Home Dashboard Learn A New Language

## Learn a New Language

13147 members Hosted by



Resume

Tags

### Community description

This is where your language learning journey begins with the Online Language Support (OLS). To get started, click on the yellow button to the right and select the language you want to learn on the next page. Choose any of the available languages in order to improve your linguistic skills.

### Target audience

Erasmus+ and European Solidarity Corps participants

### Objectives

Embark on your online language learning journey with OLS!

### Offered by

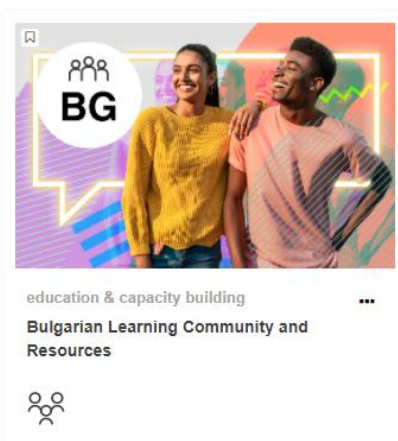
This content is offered by the European Commission. The European Commission is the European Union's politically independent executive arm. It is alone responsible for drawing up proposals for new

To get started, scroll down to Spotlight and click on the Learning Community and Resources for the language of your choice.

## Spotlight

24 more courses and events listed.

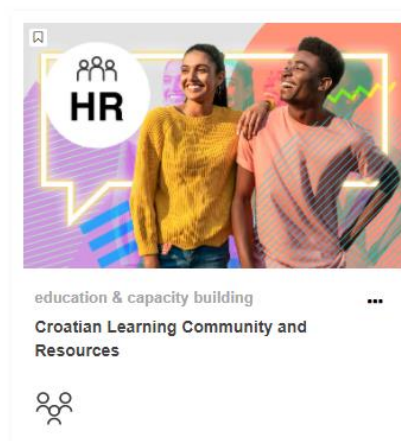
Language Type Curriculum Provider



BG

education & capacity building

Bulgarian Learning Community and Resources




HR

education & capacity building

Croatian Learning Community and Resources



CS



DA

Click on 'Join community'.

European Union

eu|academy


Explore by topic

What do you want to learn today?

Site Home Dashboard French Learning Community And Resources

## French Learning Community and Resources

821 members Hosted by



Join community

### Community description

Did you know you can use this platform to get in touch with other Erasmus+ and European Solidarity Corps international mobility participants? That's right... Connect and share your language learning and cultural experiences with your peers with your language community right here! Our community managers are also on the forum to help you succeed. You can:

- ask questions you have about the language
- practise your new skills with other learners
- discover cultural experiences and places to go
- share films, music, TV series and more.

Maybe you're not ready to connect with other people just yet? That's totally fine! You've got access to some cool materials that you can "pick and choose" as you wish. You'll find find videos on grammar videos if you want a quick explanation on a grammar point, vocabulary flashcards if you want to revise new words, and course packages MOOCs if you want a fully immersive learning experience, and more.

### Target audience

### Tags

Tutorial on how to access your learning content <https://eacea-2020.cll.be/Documents/Tutorials/Tutorial%20Community%20%26%20ressources.pdf>


Scroll down to Spotlight and click on the Placement Test

Use the 'Curriculum' filter below to find the resources you want, at the level you need.

Tutorial

OLS Forum Netiquette and House Rules

### Spotlight



education & capacity building

**French Placement Test**

★★★★☆ (7)

80 more courses and events listed.

Click on Enrol

The screenshot shows the top navigation bar of the eu|academy website. Below the navigation bar, the breadcrumb trail reads 'Site Home > Dashboard > French Placement Test'. The main heading is 'French Placement Test', with sub-headers 'Less than an hour' and 'Novice'. A large graphic on the right features a woman thinking, with a document icon and a speech bubble. Below this graphic is a yellow 'Enrol' button with a right-pointing arrow, which is circled in red. Below the main content area, there are sections for 'Assessment details', 'Target audience', 'Offered by', and 'Tags'.

Click on 'Attempt quiz now' and take the quiz

The screenshot shows the assessment page for the French Placement Test. At the top, the navigation bar is visible. Below it, a green notification bar states 'You are enrolled in the course'. The main heading is 'Start your French Placement Test now!', with a 'Mark as done' button. Below this, there is a clock icon and text indicating the test duration: 'The test takes between 10 - 45 minutes depending on your level.' and 'During the placement test, you can end the test at any time and your results will be taken into account.' Below this is a brain icon and the text '55 questions'. At the bottom, the text 'Grading method: Highest grade' is visible, and the 'Attempt quiz now' button is circled in red.